


Australian Lace



The Journal of the Australian Lace Guild

Vol. 47 No. 4 Winter 2026

Gallery



**Deadline for Spring 2026 Australian Lace
1 July 2026**

The Australian Lace Guild



The Australian Lace Guild was formed in 1979 in New South Wales to meet the needs of all those interested in lace. The Guild was incorporated in Victoria on 14th August 1985.

The aims and objectives of our organisation are: to promote lacemaking as a craft throughout

Australia and to bring together people interested in all forms of lace and lacemaking; to provide a forum for the exchange of information on lace and lacemaking; to establish and maintain standards of excellence in the craft of lacemaking in all forms; for personal and public education. Our members include tool makers, collectors and historians as well as those actively engaging in making lace in its many forms - bobbin lace, needle lace, tatting, macramé, hairpin crochet and other crochet, etc.

There are branches throughout Australia. These branches arrange meetings, classes and displays in both city and country areas. For those wishing to further their studies the Guild has established its own proficiency tests and assessment for Teacher's Certificates.

The annual membership subscription entitles members to four issues of the quarterly Guild journal *Australian Lace*. Thus a financial member will receive the 4 issues for that year's volume during the membership year.

The membership year is: 1 August to 31 July each year. The Membership/Renewal form will be included with the Winter edition of *Australian Lace* or can be downloaded from the Guild website.

Enquiries about application for membership, subscription and magazine distribution should be sent to The Membership Secretary:

Membership@australianlaceguild.com.au

Contents

Gallery	2
Dates	4
From our President	5
Notice of Meeting of Members	6
Call for Nominations	6
AGM on-line	7
Celebration	7
What's the Point?	8
Beginner's lace course	12
Almeria and Jaen (Spain) - Lace Visit	14
Nimble Fingers Turns 30	16
LACE WEST Lace in a Case Challenge	17
For Sale	17
Ngilgi	18
Triangular Ground Edging	20
Errata	22
From the Editor	22
Links	23
Proficiency Assessments	25
Social Media and Websites	25
Lace Around Australia	26
National Committee Contacts	29
State Committee Contacts	29
Souvenirs	30
Nimble Fingers Retrospective	31

Front Cover: 2016 Nimble Fingers under 18 Alexandra Meddings

Inside Front Cover: Triangular Ground Edging by Katherine Gentelli

Inside Back Cover: Nimble Fingers Retrospective

Back Cover: 2017 Nimble Fingers Elizabeth Donoghue



Dates

Australian Lace Guild Dates

NAC Nomination Forms available on the website, must be to the Secretary by	1 July 2026
https://australianlaceguild.com.au/wp-content/uploads/2026/05/Nomination-Form-2026-2027.pdf	
Membership Forms for 2026-2027 will be available on the Website	1 July 2026
Early bird registration for Lace West – ALG Conference closing	15 July 2026
Conference registration closes	7 September 2026
Nimble Fingers entry closing date - form available on website due by	31 August 2026
https://australianlaceguild.com.au/junior-section/nimble-fingers/	
Nimble Fingers Retrospective form available on website due by	31 August 2026
AGM Proxy Forms available on website, must be to the Secretary by	18 September 2026
On-line AGM attendance registration must be to the Secretary by	18 September 2026
Lace West – ALG Conference and AGM	20 – 26 September 2026
ALG AGM Perth WA	26 September 2026
Early bird 2026-2027 membership renewal closing	1 October 2026

Proficiency 2027 Due to the scheduling of the OIDFA Congress in April 2027, the proficiency dates have been changed for 2027 only. **In 2028 the process will start in January as usual.**

Proficiency form available	1 May 2027
Applications to be received by	18 June 2027
Folios due	13 August 2027

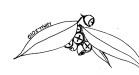
Lace Event Dates

A Sweet Spot: Pat Wheeler - Exhibition, Maryborough, QLD	30 May - 27 June 2026
https://www.ourfrasercoast.com.au/Gatakers-Artspace/Whats-On/Exhibitions/A-Sweet-Spot-Pat-Wheeler	
IOLI Lace Convention- North Carolina, USA	19 – 24 July 2026
Bobbin Along the Murray – Murray Bridge, SA	9 – 11 October 2026
OIDFA Congress – Lanzarote, Canary Islands	19 – 25 April 2027

As part of your membership, you are able to access the digital version of Australian Lace on the website.

<https://australianlaceguild.com.au/membership/magazine/magazine-download/>

**Please Email
webmistress@australianlaceguild.com.au
for the password**



From our President



The year is going so quickly, it isn't long now until our Conference at the Midland Junction Arts Centre in Perth WA. The autumn issue of Australian Lace included conference information for tutors, workshops, tour and accommodation. Many of our members have registered already and workshops are filling fast. If you haven't registered and wish to attend, you can find the registration form and more information on the website. Early bird registrations will be closing on July 15th.

<https://australianlaceguild.com.au/notice-of-annual-general-meeting>

The AGM will be held on the Saturday 26th September 2026 at the Midland Junction Arts Centre. If you would like to attend the meeting online, please contact Janette Humphrey, our NAC secretary, by 18th September 2026.

secretary@australianlaceguild.com.au

Are you planning to enter the Lace in a Case Challenge at this year's conference? An entry form is now on the website. Entries close on August 31st 2026.

It is now that time of year when the Guild needs to nominate and elect members to the National Administrative Committee (NAC). This is an opportunity for you to step forward and support the Guild by nominating for a role on the committee. Nomination forms are available on the website and need to be received by Janette Humphrey, the Secretary by July 1st 2026.

secretary@australianlaceguild.com.au.

The current NAC roles are President, Vice President, Secretary, Treasurer, Membership Secretary, Editor, Webmistress, Proficiency Coordinator and Conference coordinator. If you are interested in any of these roles contact me or the current incumbent for more information. The NAC meets once a month via 'Teams'. The meetings last approximately two hours with a number of emails going to and from members between meetings.

This year, 'Nimble Fingers' is turning 30. A retrospective exhibition will be held at the Conference in Perth. If you participated in 'Nimble Fingers' in the last 30 years, you are invited to submit a piece of your lace for the exhibition. If you continue to make lace, you could exhibit one of your recent pieces of work. Alternatively if you still have your original 'Nimble Fingers' lace, you are welcome to exhibit this as well. An exhibition entry form is on the website.

The annual 'Nimble Fingers' competition is also happening. Let's encourage our younger lacemakers to enter. There are two age categories, under 12 years and 12 to 18 years, as of the entry closing date. Entries will close on August 31st. Entry forms are available on the website

<https://australianlaceguild.com.au/junior-section/nimble-fingers>

The Lace Museum in Freemont California USA, has again offered a class at times to suit Australia. The class 'Bedfordshire Daisy Bookmark' with Louise West is running over three weeks during May and June. I understand that the class has been filling quickly and hope that some of you were able to participate.

This issue of Australian Lace may look a little different. In response to suggestions from members, and our need to reduce costs, our Editor, Christine Hancock, discussed the issue of reducing magazine costs with the printer. We were offered three examples of less expensive but quality paper for the magazine. We were able to show these to members from South Australia, Victoria, and Western Australia. There was a definite preference for the paper our magazine is printed on today. We hope you like it.

Finally, a reminder that membership renewals will be due after August 1st. The membership renewal form will be available on line from July 1st.

Happy Lacemaking

Kate Gentelli



Notice of Meeting of Members

AUSTRALIAN LACE GUILD ACN 006 462 175 ('THE COMPANY')

Pursuant to Clause 4.3 of the Articles of Association

Pursuant to clause 4.3 of the Articles of Association of the Company, the Directors hereby convene a meeting of the Members of the Company.

Members:

To all members of the Company

Meeting Time and Place:

11 am on 26th September 2026

Midland Junction Arts Centre

276 Great Eastern Highway.

Midland WA 6056

or

via online meeting.

Dated: 15th May 2026

Katherine Gentelli

.....
Signed for the Company

Call for Nominations

for the

National Administrative Committee

of the

Australian Lace Guild

Nominations are now open for the National Administrative Committee for the term of office for 2026–2027.

All positions are open for nomination, including the President, Vice President, Treasurer, Secretary and five Committee members, Committee positions currently include Conference Coordinator, Editor, Membership Secretary, Proficiency Coordinator and Webmistress.

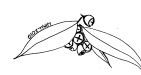
All nominees must be members of the Australian Lace Guild and must consent to their nomination.

All nominations must be completed on the nomination form available on the website.

<https://australianlaceguild.com.au/wp-content/uploads/2026/05/Nomination-Form-2026-2027.pdf>

Nominations will close on the 1st July. Nominations must reach the secretary,

secretary@australianlaceguild.com.au by the 1 July 2026.



AGM on-line

The AGM on 26 September 2026 will be utilizing an online format as well as in person meeting.

If you would like to attend these meetings online you will need to register with the NAC Secretary

Janette Humphrey, by 18 September 2026 at:

secretary@australianlaceguild.com.au

To register for on-line AGM attendance, you will need to supply your name, membership number and email address. You will be sent a link when it is available.

Celebration

The Australian Lace Guild turns **50** in 2029!

In honour of our birthday, we would like to produce a pattern book of 50 favourite patterns.

The pattern book will be available for purchase at the Tasmanian AGM in 2029.

*50 years of the
Lace Guild*

We only need one thing from you – Patterns. Original designs or patterns previously published by the ALG.

Bobbin – any type; Needle – any type; Tatting; Knitting; Knotting; Netting; Crochet; Net Based.

Start designing now!

Send your new or favourite patterns to Janette at secretary@australianlaceguild.com.au



What's the Point?

By Christine Hancock

Reprinted from *Hooked on Stitches*

A while ago I was asked to identify some 'Point Lace'. I took one look at it and thought yep Battenburg Lace. The enquirer would want more info than that, so I hit my books, which only proved how little I knew about 'Point Lace'. I thought you may like to accompany me on this peregrination of discovery.

'Point' is French for 'stitch' and seems to be tacked on to many lace names: Buckinghamshire Point, Point d'Angleterre, Venetian Gros Point, Point de Fee, just to name a few off the top of my head. Some of these laces are bobbin made, and some are needlemade, but all 100% handmade.

The lace I was asked to identify was 'believed' to be made by Catherine Helen Spence (b 1825 Scotland, d. 1910 Norwood SA). She was ahead of her time and was commemorated on the 2001 Federation \$5.00 note (Google her!).

Coincidentally, or not, this is about the time that Weldon's (1888-1914) and the Manchester School of Needlework (1880-still publishing occasional patterns) were publishing their regular magazines. Both publications referred to machine-made tape with needlelace fillings as 'Point Lace'. This period was probably the hey-day of 'Point Lace' – Patterns were available, Tape was available, and a larger sector of the population had the time (and the lighting) to do needlework. This was not the make lace for a living era, it was the make lace for leisure era.

The 'Tape Laces' (using machine made tapes) I will be examining are Battenburg, Branscombe Point, Honiton Point, Renaissance Lace, and Princess Lace. And any others I come across in my research!



Samples of machine made tape from the SA Branch Collection

Renaissance Lace

Renaissance Lace "seems to be a name used to describe unnamed tape laces". (Toomer)

When Guipure laces returned to fashion in the mid-19th century, tape laces returned with them.

"Many of the designs were vaguely 17th century in style and the work was generally known by the fanciful name of "Renaissance' Lace".

What's the Point?

Royal Battenburg lace

In the mid-20th century, the name was shortened to Battenburg Lace.


It is of American origin designed and first made by Sara Hadley of New York (Wikipedia), in honour of Princess Beatrice's (Queen Victoria's youngest daughter) marriage to Prince Henry of Battenburg in 1885. Its heyday was 1901 to 1920, mainly by amateur lacemakers. Many patterns were printed at this time in Weldon's, Manchester Needlework, Butterick and Priscilla publications.

The lace uses plain machine-made tapes with 'pinholes' on both sides. The tapes are wider (8mm) and heavier than similar laces.

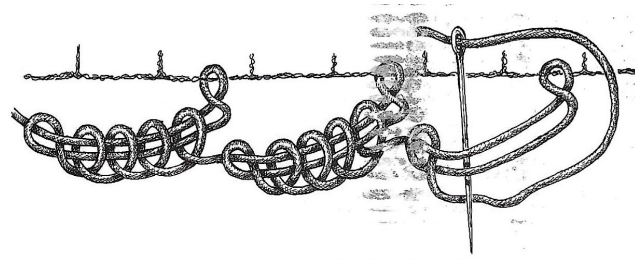
Tapes are tacked onto a pattern drawn on brown paper (patterns were also printed on glazed cotton fabric or thin leather). The tape was gathered around curves with overcasting stitch and folded to accommodate corners. Later tapes incorporated a gathering thread for use on the curves. It is worked wrong side up.

True Battenburg lace can be distinguished from other laces by the inclusion of buttonhole bars (Raleigh Bars) with or without picots (Kliot). It usually does not have an edging. However, Gwynne says "The presence of Couronnes is a feature of this lace" and it "may have a purl edging".

She also states that "over 100 different needlepoint (buttonhole) stitches could be employed in the fillings of leaf and flower centres". One reference I read said only nine fillings were used, however I can't find it to quote directly. The Kliot reprints of earlier books lists multiple fillings and states that any fillings used for needlelace may be used.



Purl Edging



Purl Edge Working Diagram

Branscombe point

Branscombe lace appears to have been introduced to the UK by Honiton lace Manufacturer and Dealer John Tucker in the late 1860's. It is said to be based on Italian and French tape laces. It was introduced as a response to the decline of Honiton Lace.

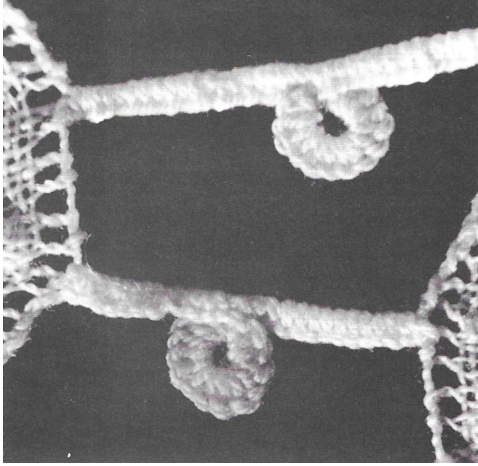
Branscombe Lace is characterised by light open tapes, buttonhole purl edges, and "bars with nibs" filling. It consists of floral motifs densely filled with needlelace fillings. Traditionally uses only 14 different fillings (TRC) – Trivett lists 44 possible fillings.

Petal braids were not used until WW2 when plain braids became difficult to obtain. Less popular was a version using cord instead of tape. Cord was also whipped onto the braid for added detail.


Branscombe Lace is traditionally only made in the village of Branscombe. Similar laces made in the area – Honiton and Beer – incorporating petal braids are called Honiton Point.



What's the Point?



Bars with Nibs



Honiton Point

Princess Lace

Princess Lace also known as Brussels Lace

Princess Lace consists of Straight tape bent into flowers or leaves and sewn into position. It was made in Belgium in the late 19th century, and so named because the Belgian Royal Family used it. It was an attempt at imitating Duchess Lace.

Princess Lace has no additional adornment (fillings, embroidery etc). TRC describes it as 'lace assembling', and Earnshaw states 'It involved no handiwork except their linking together by looped threads of their attachment to a length of net'. Whereas Gwynne suggests it is a derivation of Brussels Applique (Motifs – bobbin, needle or machine made – attached to net).



*Princess or Brussels Lace
worked on black net*

What's the Point?

Borris Lace

There is very little written about Borris Lace, with the exception of 'The Borris Lace Collection' by Marie Laurie and Annette Meldrum (published in 2010). The Borris Lacemakers were established in 2016 after a visit by Marie Laurie. They may be found on facebook or Twitter.

Lady Harriet Kavanagh (1799-1885) the mistress of the Borris estate is said to have devised the lace from Greek Lace to aid the workers on the estate due to the Great Famine (1846-1848).


Borris Lace was in commercial production from 1846 to the 1960s. It used narrow (6mm wide) machine made tape with flowing and meandering designs. The tape may be coiled – as in the fir tree design, but otherwise rarely crosses. It has very few sharp points. A particular element unique to Borris lace is a motif called 'the crag', which is inspired by cornelli work usually in the form of a stylised leaf (it does not appear in all patterns).

The lace was used on clothing and household linen until the 1910's when it was mainly used as undergarment trimming, and collars and cuffs, and from 1930 on table linen.

It used: Fine net stitch, Woven blocks, Net ground, Picoted bars, Borris picots, Knotted edge stitch, Single loop with picot edge, Double elongated net ground. Descriptions and instructions of these stitches may be found in the abovementioned book.

The collection does not have a piece of Borris Lace. All info and picture comes from 'The Borris Lace Collection' by Marie Laurie and Annette Meldrum (published in 2010).*

Here endeth the "What's the Point" articles. It is by no means comprehensive. Other styles of "Point Lace" were mentioned in some texts (Luxeuil, Sardinian Point), however, only their names were stated – in passing – so to speak! Added to 'tape laces joined/embellished with needle lace', Romanian Point Lace – crochet tape joined/embellished with needle lace, and Tape joined/embellished with crochet may also be considered as part of the 'extended family'.



**Borris Lace in the SA Branch Collection*

During the visit to the Lace House on the Wednesday tour of the 2025 Conference, Annette Meldrum said to me "You know you've got a piece of Borris Lace in there"

References:

Levey, Santana M. Lace A History

Toomer, Heather

Gwynne, Judyth

Butterick Publishing Co. Battenburg and other Tape Laces Techniques, Stitches and Designs (Dover reprint of 1901 edition)

Clarke Brown, Nellie (edited by Jules & Kaethe Kliot) Battenburg and Point Lace Book 1989 reprint of Priscilla publication 1912

Kliot, Jules & Kaethe Needle Laces Battenburg, Point & Reticella 1981.

Trivet, Lillie D. Branscombe Point Lace

Textile Research Centre <http://www.trc-leiden.nl>

Laurie, Marie and Meldrum, Annette (2010). 'The Borris Lace Collection' wikipedia



Beginner's Lace Course

By Kate Gentelli

Late last year, I was asked, by the WA Branch Committee, if I would teach a beginner's lace course. The Branch would advertise widely and contact people who had shown an interest at 'Craft Alive'. Janice Brooks, our WA President, and I drew up a plan and budget for an eight week course to run through February and March this year.

When February arrived, we had ten enthusiastic registered participants and one extra who turned up on the day! We had offered beginner kits to those who needed them. Some of those attending had made lace in the past, even up to 40 years ago and didn't require our kits. Our participants came from all areas of Perth with one travelling from the South West to attend. The course was run on Monday mornings from 9.30 – 11.30. Our usual lace group meets from 12md – 3pm. The beginners were welcome to stay for the full day.

I developed an eight week programme for the course with a different pattern, introducing new techniques, each week. It started with the usual sampler of cloth, half and whole stitches in week one, through to week eight with a small square edging introducing corners and a tally sampler. I was fortunate to have two amazing helpers, Janice Brooks and when Janice wasn't available, Jacqui Hall. Together we worked with each person at the pace they were comfortable with. Not everyone completed a different pattern each week and nor was this expected. With our help and the working notes, they had sufficient information to continue working at home or with the different lace groups they chose to join once the course finished.

We are thrilled that all eleven participants stayed the eight weeks, and have now gone on to join other groups including our Monday afternoon group. They have joined us at other lacemaking events and are mostly now Guild members. We held a graduation ceremony for them at our Bellevue Lace Day in March, five of the eleven were able to attend, and were presented with a certificate and small gift (a lace making kit!). Our graduation cake was made by Susie Ucyurek, one of our beginners.

We received some really nice feedback including, 'the course had more then met my expectations', that those attending 'enjoyed making new friends' and 'the benefits of working alongside other beginners', and that they 'liked the opportunity to stay and make lace in the afternoon'. The comment I felt summed it all up was, 'You helped us find our mistakes, helped us unpick what was not right, encouraged us to keep going and enjoyed our successes when we got something finished.'

With the success of this inaugural beginner's lace course, the WA Committee is considering running a beginner's course again next year.



Beginner's Lace Course



Cutting the 'Inaugural Class' cake

*Finished workshop Lace
photo by Dianne Reed*



Almeria and Jaen (Spain) - Lace Visit


By Isa Hargraves

In March 2026, I visited Spain's Almeria and Jaen provinces. In Almeria I participated in a meeting of Lace groups in La Mojonera.

The meeting is sponsored by the town council. The Major opened the meeting, and every group received a present from council. These meetings are considered as an opportunity to promote the town to possible visitors. Local business donated door ruffle prizes and they had some stands: the bakery, the fabric shop. Of course, there were five different lace business selling their products.

After the meeting, we all headed to the restaurant which provided a typical Andalusian menu.

Some of the lace makers were acquainted with Australian lace styles and makers like Jenny Brandis. They had a display of lace produced by the local group:



Almeria and Jaen (Spain) - Lace Visit



I admired some of the unusual pillows:



They said participation was way low, with over a 160 registered lace makers. You can see a video in YouTube (search for “XX Encuentro de Encaje de Bolillos en La Mojonera”): [Video – La Mojonera meeting](#)

Then I visited the Cathedral of Jaen, where religious outfits were on display. I focused on the lace, but I know embroiderers would have been interested too. The lace is dated as being made in the 19th century.

The first one was bobbin lace.



Nimble Fingers Turns 30

Where are they now?

With lace makers from all around Australia participating in the Nimble Fingers Award, now is the time to celebrate their achievements over the past 30 years.

A retrospective of their work will be held at our 2026 conference in Perth.

So, if you know anyone who has participated in the Nimble Fingers Award, please encourage them to participate in this exhibition.

Further information about the exhibition is available on our website along with the form to be completed so that we know how large our exhibition will be. Lets make it HUGE.

And, if you know of any young lacemakers who would be eligible to participate in the Nimble Fingers Award for 2026 please encourage them to also look on our website for all entry details.



1997 Nimble Fingers Entrants

Left to Right:

Top Row: White square mat with torchon lace by Lisa Ranieri.

Card decorated with lace lady in variegated red thread with green edge on bonnet by Lena Ranieri.

Torchon bookmark in blue, yellow, green and gold by Lena Ranieri.

White torchon jabot with frilled edge by Belinda Smith.

Centre Left: White handkerchief edged in lace by Lisa Ranieri.

Bottom Row: Butterfly in variegated thread by Tarley King.

Variegated green rabbit by Alice McNally.

Torchon bookmark in variegated pink and mauve by Lara Johnston.

Black penguin by Hannah Tudor.

LACE WEST 2026 Lace in a Case Challenge

Migration is the theme of the Lace West week. With this theme in mind, we are offering a challenge: 'Lace in a Case' for exhibition at the conference.

There will be three parts to the challenge.



Do you have some heirloom lace which a relative, or person known to you, brought to Australia? Do you know a story about the lace?

Or

Do you have a piece of lace which you would pack in your suitcase if you were migrating?

Or

Perhaps you are a migrant and you did travel with some lace. Why did you bring that particular piece?

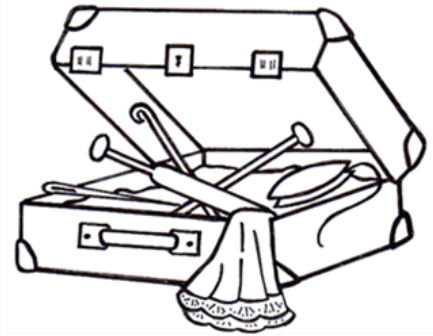
The challenge is to bring that lace for display with an explanation as to why you chose this lace. What is its story?

You do not need to include a case with the lace, but if you have a tiny case, it would be welcome for the display!

We look forward to many stories illustrating the migrant experience.

Challenge registration form link.

<https://australianlaceguild.com.au/wp-content/uploads/2026/05/Lace-in-a-Case-Entry-Form.pdf>



For Sale



Backpack Conference Bags

\$5.00 each plus Postage

The remaining ALG Conference backpack bags are for sale at \$5.00 each, plus postage. There were originally three colours but only black ones are available now. They can be purchased by contacting Kate.

katherine.gentelli@gmail.com.



Ngilgi

By Bev Blackwell



An adaptation of the pattern Leopold, published in Australian Lace issue 47/2 Summer p 17

Bobbins: 44 pairs

Thread: Gutermann 30 or similar

The Mucken stitch (top and bottom panels) instructions can be found in Ulrike Voelcker 'Torchon: Discover' p.106 no.1B. It can be replaced by Roseground if preferred.


Ngilgi is pronounced Nilgee and is named after a cave in the south west of Western Australia due to its concave edging.



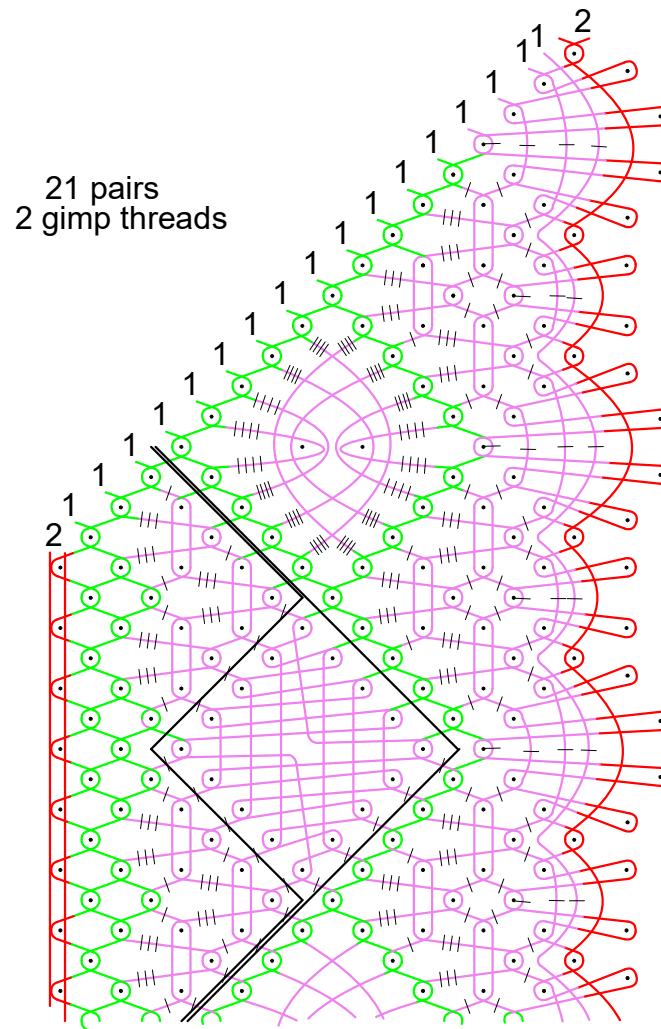
Ngilgi

2 mm grid, 4 mm between vertical pinholes.

44 pairs



Triangular Ground Edging



Picture inside front cover



"My Pattern's in the Australian Lace"

When one of your patterns is printed in 'Australian Lace' you will receive a bobbin as a thankyou gift.



Errata

The **Melinda Coathanger** was printed smaller than intended. it is printed below with measurements.

Thread
Fan workers Perle 12
Passives
DMC embroidery thread,
Retors 30 or equivalent

1 pair passive
1 pair workers

COAT HANGER 3
MELINDA
When complete
sew together to
form end of
coat hanger

Coat Hanger
Bow and hook cover

K Shadbolt 2025

Bow
35 cm length
1 pair workers
2 pairs twisted passives
4 pairs cloth passives

Hook cover
Footside edge
each side
35 cm length
3 pairs workers
6 pairs cloth passives

Print pattern 5 times
piece together to give
a total of 26 fans.
To end, rotate the first
section so that you will
finish with the V shape.
Total length 41.5 cm
Check that it fits your
wooden coat hanger.

From the Editor

I always find the last couple of days before publication the hardest! There's quarter of a page or half a page that needs filling, sometimes even a whole page!

Wouldn't you like to make it easier for me and submit some articles or patterns or maybe a picture of the piece of lace you've just finished?

I have found in the past that different programs interpret measurements differently. Please include a measurement on your patterns as Kath, Kate, and Bev has in this issue. That way I can check that the pattern is the right size on this end.

For future reference Australian Lace should appear on the web site on the first of March, June, September, and December (that's the 3rd, 6th, 9th, and 12th month). If it's not there - send me some articles to fill it!

LACE BUSINESS FOR SALE

Bobbie Heywood's Laceworx business is for sale.

If you are interested or want more information.

Please phone her husband Nagle Heywood Ph. 0419 946 224.

LaceWorX Supplies for the Lace Maker, specialising in threads such as Valdani, Bockens, Madeira, Superior, Aurifil and Sajou just to name a few. Books on many different topics from Bedfordshire, Point Ground and Torchon to Needle Lace and Tatting. Tools, Accessories and Beads.

Links

Notice of Annual General Meeting <https://australianlaceguild.com.au/notice-of-annual-general-meeting>

Nimble fingers..... <https://australianlaceguild.com.au/junior-section/nimble-fingers>

Nomination Form.....

.....<https://australianlaceguild.com.au/wp-content/uploads/2026/05/Nomination-Form-2026-2027.pdf>

Magazine <https://australianlaceguild.com.au/membership/magazine/magazine-download/>

A Sweet Spot - Pat Wheeler Exhibition

.....<https://www.ourfrasercoast.com.au/Gatakers-Artspace/Whats-On/Exhibitions/A-Sweet-Spot-Pat-Wheeler>



Does your group have a social media presence? Are you a member of an awesome online group? Let us know by submitting the link to the editor

Facebook:

- Bobbin Lace Makers
- Bobbin Lace Downunder
- Queanbeyan Lacemakers
- Australian Lace Guild (NSW branch)
- Australian Lace
- WA Branch Australian Lace Guild
- Needle
- Instagram:
- NSW branch Australian Lace Guild
- Youtube:
- Jenny Brandis Lace

Articles of Association

A copy of the Articles of Association and Memorandum of the Australian Lace Guild is available on the Guild website.


Australian Lace Index

An electronic index to Australian Lace in spreadsheet format is available to members by email. Please contact the Editor to obtain a copy.





Presencia[®]
HILATURAS S.L.



We are very pleased to be an Australian Distributor for Presencia Finca threads. We import direct from Spain to bring the finest cotton in the world directly to you

See our expanding range online today
www.chainreactionqld.com.au
Ph Karlene 0438 020 674

Cottons and Bobbins Lacemaking Supplies

by Rochelle Sutherland

For all your lacemaking needs

- Linen, silk, cotton, rayon and metallic threads
- A wide range of styles of bobbins
- Bobbin winders, pins, patterns, books and our ever popular "Shop-in-a-Box" delivered to you
- Tatting, crochet and knitted lace tools and specialist needlelace supplies



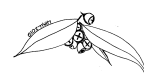
Join our monthly newsletter list

Be the first to hear about new arrivals, special events and exclusive offers.

Website: lacemakingsupplies.com.au

Phone: 02 6374 2696

Email: cottonsandbobbins@lacemakingsupplies.com.au



Lace Around Australia



NEW SOUTH WALES / ACT

Lace days: Linnwood Hall, Guildford.

Campbelltown: CWA Rooms, King St Campbelltown 2560
10:00-2:00 2nd & 4th Saturdays
Beth Ec [REDACTED]

Canberra ACT: Weston Creek Community Centre
Whitney Place, Weston ACT 2611
2nd and 4th Thursday of month, 1pm - 4pm
Quarterly Saturday meetings - March, June, September
and November 10:30am – 4:00pm.
Ann Sullivan [REDACTED]

Central Coast: CWA Hall, The Boulevard
Woy Woy – 9:30 – 3:30
1st Monday of month except December, January
and Public Holidays
Jean Clark Phone - [REDACTED]
Email - [REDACTED]

Cooma: 2nd & 4th Saturday of month
Lydia Keskula [REDACTED]

Dubbo: Dubbo Craft Cottage, Cobra Street,
Dubbo 3rd Wednesday 10 – 3
Sally Anderson ([REDACTED])
School student classes and
after hours / beginners classes

Dubbo: Sandy Pines Lace Makers
Meet Mondays and/or Saturdays
Please contact Elizabeth Allen 0408 682 968
to confirm time and location

Epping: 2nd & 4th Thursday 10:00 – 2:00
Epping Creative Centre, Stanley Street, Epping 2121
Christine Johnson (02) 4314 4012

Far South Coast: 4th Thursday of Month 10.00 - 2.00
Marisha Kelly
[REDACTED]

Illawarra: Horsley Neighbourhood Centre, Dapto
Friday 10.00-1.00
Cathy Hensen [REDACTED]
E: illawarralace2530@gmail.com

Iluka: 103 Duke Street, Iluka 2466
Every Tuesday 9:30 - 3:30
Faye McClymont [REDACTED]
[REDACTED]

Kurri Kurri: Last Friday of month 10.00 am
at Kurri Community Centre
Phillipa Powis [REDACTED]

Leeton: Lutheran Church Hall,
Maiden Avenue, Leeton
3rd Saturday of month 10:00-3:00
February to November
leetonlacemakers@gmail.com
Marija Orel [REDACTED]

Newcastle/Lake Macquarie
Arcadia Vale
1st and 3rd Friday each month
Joanne Scowcroft [REDACTED]
[REDACTED]

New England: every Tuesday 9:30-3:30
The Studio, Kentucky 2354
Vicki Taylor 0439 787 231

Orange: Wednesday afternoons
at the Cultural Centre
Sandy Taylor [REDACTED]
orangelacemakers@gmail.com

Owls-Nepean (Western Sydney):
Penrith Library, High Street, Penrith
1:00pm 2nd Saturday of month
Erica Brooks [REDACTED]

Royal Hotel Springwood
10:30am - 2pm
4th Thursday Monthly
Erica Brooks [REDACTED]

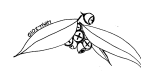
Port Macquarie: Senior Citizens Club
Munster Street, Port Macquarie 2444,
Monday 12:30-3:00
Glennie McCartney [REDACTED]

Queanbeyan: 1st & 3rd Friday & last Sunday of
month, Kangaroos Club, Stewart St
Queanbeyan, 2620
Stefanie Flowers [REDACTED]
qbnlacemakers@gmail.com

Southern Suburbs (Sydney): 2nd & 4th Saturday
Community Hall, Loftus
Helen Bain [REDACTED]
[REDACTED]

Taree: Monday 9:00-12:00
Pam Goodreid [REDACTED]
[REDACTED]

Ultimo: Most Mondays
Contact Barbara Stokes for details
[REDACTED]





QUEENSLAND

Brisbane: 2nd Saturday each month 9.30 – 2.30

Fibre Craft Hall 12 Payne Street, Auchenflower

Mrs Jan Manvell [REDACTED]

Brisbane City: Fridays 143 Ann Street Presbyterian Church

Beata Disteldorf 0401992443

Bundaberg: Monday (except Public/School Holidays) 9.00am to 12.00

Presbyterian Church Hall, Cnr Water and Alice Street, Bundaberg

Sue Lane 0491 161 659

Cairns: Meet 1st & 3rd Wednesdays of each month. 10am – 2pm at the Showgrounds.

Phone Sandra Bawden 0437 448 740 for location

Calliope: 2nd and 4th Saturdays at Cedar Galleries, Bruce Highway, Calliope

Katrina Muller [REDACTED] after hours

Caloundra: Wednesday 12:30 to 3:30

Caloundra Arts Centre Association

5 North Street, Caloundra

Maureen Markwell [REDACTED]

Email: [REDACTED]

Gold Coast: 4th Saturday 9-12 Southport Embroiderers Guild

[REDACTED], Southport

Jacquie Willmott, 55932524, [REDACTED] [REDACTED]

Ipswich: Tuesdays 1pm-3pm

103 Glebe Road, Silkstone.

Madge McLennan (07) 3812 4055

Maryborough/Fraser Coast: Tues 9am -12.00. Bottlebrush Craft, Queen & Ferry St.

Ms Vicki Ross (07) 4129 6680 , Pat Wheeler: 0417 412 243

Tingalpa

By appointment

Alice Skennar contact for times 0414 296 370

Toowoomba: 2nd & 4th Monday, 10am – 1pm. Cobb and Co Museum, Lindsay Street

Diedre Khan 0412 748 916 dierdrekhan@yahoo.com.au

Townsville: 2nd & 4th Fridays, 1.30-4.00pm (Phone for location)

Jean Rosentreter [REDACTED] OR

Veronica Sands [REDACTED]

Zillmere: Wednesday 9.00-12.00 (except School Hol).

North Brisbane Salvation army Hall

Cnr Handford and Roghan Rds, Zillmere.

Lis Foat [REDACTED]



SOUTH AUSTRALIA

The Lace House, 54 West St, Torrensville SA 5031

Bus 286, 287, 288 from R2 stop opp. Parliament House Stop 9 Ashley St, Torrensville.

- **Lace Days:** 2nd 3rd 4th and 5th Tuesday of each month
10:00-2:00

For information phone 0413 324 534

- **Tatting and Lace Day:** 1st Tuesday of each month
10:00-2:00

Beverly Pedder 0421 841 494

Email: bevpedder@gmail.com

- **Saturday Lace Day:** 1st Saturday every month
10:00-2:00pm

Chris Hancock 0402 826 452

Almond Blossom Lace Makers: (Christies Beach)

2nd Friday (except January)

Nora Blackwell [REDACTED]

Copper Coast Lacemakers

1st and 3rd Fridays 1:00-4:00pm

Kadina Showgrounds Dining Room

Lyndall 0427 552 859

Encounter Lace Makers: 1st Friday 10:00- 1:00

Old School House, Victor Harbour

Ronda Overall 0458 430 508

Murray Bridge: 1st & 3rd Monday

Spinners & Weavers Hall, Jose St, Murray Bridge

Josie Leckie 0417 896 629

Noarlunga: 4th Saturday 10:00-2.45

Library, Hanna Road, Noarlunga Centre

Shirley Tregellas 0413 324 534

Salisbury Lace Day: 1st Friday 10:00-2:00

RSL Hall, Park Terrace, Salisbury.(next to Railway crossing)

Jean Whyte (08) 8258 7898

Strathalbyn: 1st & 3rd Friday

Masonic Lodge Rooms, Dawson St, Strathalbyn

Audrey Frahn (08) 8537 3039





VICTORIA

Melbourne Lace Days: 4th Saturday of odd months
 Briphil House, 80 Gardenvale Road, Gardenvale
 secretary@lacevictoria.org.au

Albury/Wodonga: 2nd & 4th Thursdays 1:00-4:00
 Jeanette Dennis (02) 6040 2888

Bright: Bright Group & Classes
 Karolina Jeffers [REDACTED]
 Email: [REDACTED]

Banksia (Northern Suburbs): 2nd & 4th Thursdays
 Dawn Howell [REDACTED]

Dandenong Group
 Meeting at Dandenong Library
 Nicole Gammie [REDACTED]

Echuca/Moama (Rich River Lacemakers)
 Every Thursday 11m-4pm Echuca Library
 Jan McMinn [REDACTED]
 Trina McInerney [REDACTED]
 Email: brinamac@bigpond.net.au
 https://richriverlace.wordpress.com
 Facebook: Rich River Lacemakers

Embroiderers Guild of Victoria: 5th Thursday
 Anne Wade [REDACTED]
 Embroidery House, 170 Wattleree Rd, Malvern

Leopold: (Geelong/Colac Area)
 2nd & 4th Thursday 11.00-4:00
 Wendy Rowe [REDACTED]
 Denise Bell [REDACTED]
 2nd Saturday of each month 10:00-4:00
 Wendy Rowe [REDACTED]
 Maureen Ryan [REDACTED]
 Colac: Jeneve Steele [REDACTED]

Goulburn Valley: (Shepparton)
 3rd Sunday 1:00 – 4:00
 Maree Langley 0409 350 064

Mallee: (Swan Hill) 1st Sunday & 2nd & 4th Thursdays
 Norma Irvin [REDACTED]

Mildura: MADEC, Madden Avenue
 2nd Monday 7:00-9.00, 3rd Sunday 10:00-4:00
 Jean Thomson [REDACTED]
 E: [REDACTED]

Sale: 1st & 3rd Monday (& 5th if there is one)
 & 1st Saturday
 February to November, 10:00-3:00
 Gwen Webb Arts Activity Centre, 116 Market St, Sale
 Cheryl Field [REDACTED]

Sale Weekend: 3rd weekend in March :
 Cheryl Field: salelacemakers@gmail.com
 Sale Lacemakers, P.O. Box 9374, Sale Vic, 3850

Thomastown and Surrounds Lacemaking Enthusiasts:
 2nd and 4th Thursday of each month 5pm - 8 pm
 Thomastown Library.
 Chantelle Bakersmith [REDACTED]
 [REDACTED]
 Facebook group: https://tinyurl.com/TASLE



WESTERN AUSTRALIA

Albany: 2nd and 4th Mondays
 Barbara Shardlow (08) 9842 5617

Bellevue Group: Mondays 12:00- 3:00
 Kate Gentelli [REDACTED]

Collie: Alt Wed. 10:00-3:00
 Gwen Molnar [REDACTED]

Embroiderers' Guild: (Alfred Cove) Mon 9:30-12:00
 Kath Shadbolt [REDACTED]

Geraldton: Kate Patience (08) 9964 6136

Lacecargot: (Kallaroo) alt Saturdays 1:30-4:30
 Maureen Goffroy [REDACTED]

Leschenaultia: (Mt Helena) - Thursday 7:00-9:00
 Kate Gentelli [REDACTED]

McDougall: (Como) 1st & 3rd Saturdays (not 5th) 1.30-4:00
 Kath Shadbolt [REDACTED]

Wanneroo: Wed 10:00-1:00
 Bridget Fairchild [REDACTED]



TASMANIA

Hobart: 2nd Saturday, February to December
 TAFE Kingston Centre
 (Old Kingston Primary School)
 8 Hutchins Street, Kingston
 Rosemary James - [REDACTED]

Launceston: 4th Saturday (exc Dec), RSL at 10.30am
 313 Wellington Street, South Launceston
 Kim Chynoweth Ph. [REDACTED]

Ulverstone: 1st Saturday, Ulverstone High School
 (Walker Street Entrance)
 Bev Holman [REDACTED]



National Committee Contacts

PRESIDENT

Katherine Gentelli president@australianlaceguild.com.au

VICE PRESIDENT

Margaret Abbey PSM vicepresident@australianlaceguild.com.au

TREASURER

Raewynne Jannings treasurer@australianlaceguild.com.au

SECRETARY

Janette Humphrey secretary@australianlaceguild.com.au

EDITOR

Christine Hancock editor@australianlaceguild.com.au

CONFERENCE CO-ORDINATOR

Tina Clogg conference@australianlaceguild.com.au

WEBSITE CO-ORDINATOR

Stefanie Flowers webmistress@australianlaceguild.com.au

NIMBLE FINGERS AND TRIENNIEL CO-ORDINATOR

Margaret Abbey PSM awards@australianlaceguild.com.au

MEMBERSHIP SECRETARY

Roseanne Titcombe membership@australianlaceguild.com.au

PROFICIENCY CO-ORDINATOR

Bev Blackwell proficiency@australianlaceguild.com.au

State Committee Contacts

PRESIDENTS

SECRETARIES

NSW

Elizabeth Stoneman [REDACTED]
laceguildnsw@gmail.com

Suzanne Gude
[REDACTED]

QLD

Teresa Murphy [REDACTED]
[REDACTED]

Lyle Burns [REDACTED]
[REDACTED]

SA

Christine Hancock
presidentalgsa@gmail.com
PO Box 205, Torrensville Plaza, SA 5031

Shirley Tregellas
endsodds@internode.on.net

TAS

Melanie Bartlett [REDACTED]
[REDACTED]

Linda Beyerle 0418 443 993
lindabeyerle@hotmail.com

VIC

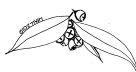
Susan Lyng
presidentlacevictoria.org.au

Merilynn Cree
secretary@lacevictoria.org.au

WA

Janice Brooks
walacepresident@outlook.com

Maryka de Vries
secretarywalace@gmail.com





Published by
AUSTRALIAN LACE GUILD
 ABN 79 296 727 561
National Library of Australia
 ISSN 0814-6373

Printed by:



Salisbury South, SA

Editor: Christine Hancock
 0402826452
 editor@australianlaceguild.com.au

**Australian Lace
 Publication Deadline for material:**

No. 1 Spring	1 July
No. 2 Summer	1 October
No. 3 Autumn	1 January
No. 4 Winter	1 April

Membership Subscriptions

Subscription Rates 2026-2027

Printed Magazine and Electronic copy available:
 ORDINARY MEMBERSHIP: \$95
 CONCESSIONAL MEMBERSHIP: \$90
 FAMILY MEMBERSHIP: If details have changed, please advise the Guild \$95
 JUNIOR MEMBERSHIP: Must be under 18 years of age on 1st August 2024 \$90
 Electronic Magazine only (must have a valid email address)
 ORDINARY MEMBERSHIP: \$70
 CONCESSIONAL MEMBERSHIP: \$65
 FAMILY MEMBERSHIP: If details have changed, please advise the Guild \$70
 JUNIOR MEMBERSHIP: Must be under 18 years of age on 1st August 2024 \$65
 OVERSEAS MEMBERSHIP: Payment in Australian dollars only. \$70 AUD
NOTE: Due to rising costs of international postage, overseas memberships from Volume 46 Issue 1 2024 will be electronic only. Electronic copies are available via Google Drive for the interim while we work on another solution.

If paying after 30th September 2024 you must pay the LATE RENEWAL FEE: \$5.00

New Members to also Pay the once only new member joining fee of \$10

* Please allow for bank fees and currency exchange rates.

Prospective Members: Please contact the Membership Secretary for an application form or print a copy from the website: www.australianlaceguild.com.au

Souvenirs

The National Administrative Committee has the following items for sale:

Badges	\$6 + p&h
Magazine	\$12.50 + p&h

Please contact the Committee via the Australian Lace Guild website for postage and handling costs.

If you have purchased the printed magazine membership, you can also receive the electronic version as well. Please email the membership secretary and editor if interested.

Unless otherwise specified, photographs in this Journal have been taken by members of the Australian Lace Guild or by the person forwarding the article to the Editor for use in this journal.

Professional photographers are not employed by the Guild.

Extracts from Australian Lace may be included on the Australian Lace Guild's website. This will help create considerable interest and help to promote our Guild.

If you do not wish parts of any article or pattern you submit to Australian Lace to be published electronically, please inform the Editor.

Note re Copyright

The Australian Lace Guild 1984-2025

This publication is copyright. Apart from any fair dealing for the purpose of private study, research, criticism or review, as permitted under the Copyright Act, no part may be reproduced by any process without written permission.

The Editors and the Australian Lace Guild accept no responsibility for the opinions, proprietorship or originality of prickings, patterns, photos and articles submitted by contributors.

Advertising Rates

1/8 page	\$40.00 per issue
1/4 page	\$70.00 per issue
1/2 page	\$130.00 per issue
Full page	\$250.00 per issue
10% discount for 4 issues	



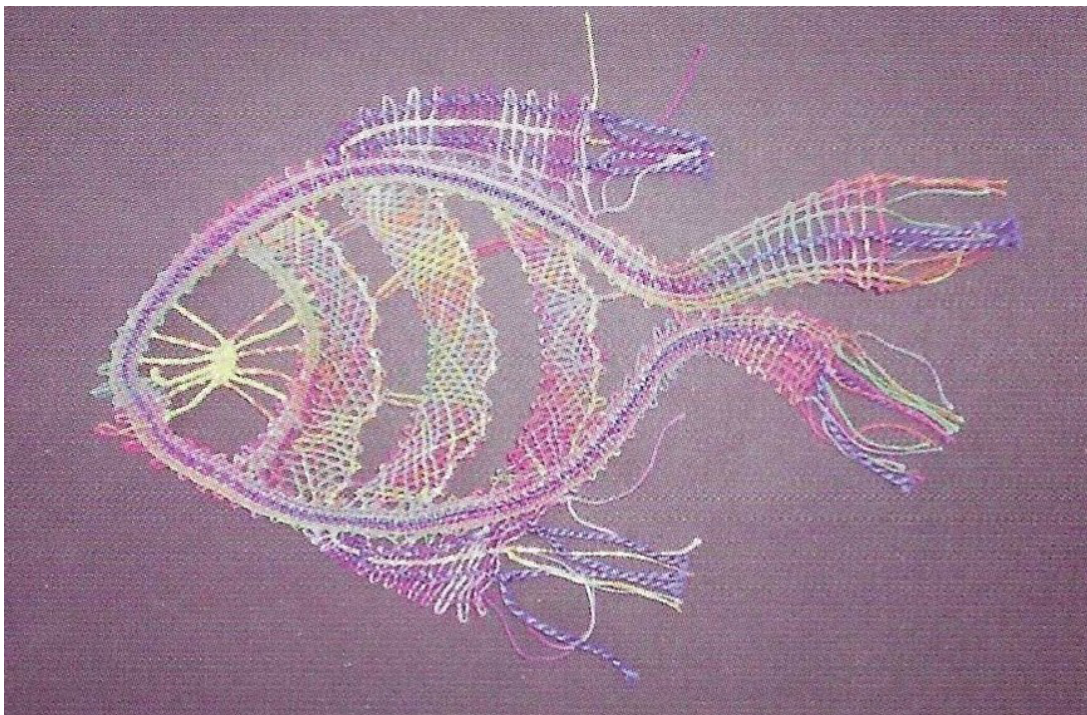
Nimble Fingers Retrospective



2022 under 18 Winner Megan Brooks



2002 Winner Georgia Cumming



2006 under 18 Winner Rhiannon Walder



